



Domino

Van Morrison

♪ Niveau 50/100 (Ambitieux)

Word vandaag nog lid van OKTAV Premium!

Koop moeiteloos deze titel of ga gelijk voor een OKTAV Premium-abonnement. Hiermee geniet je van onbeperkte toegang tot onze volledige bladmuziekbibliotheek tegen één vast tarief – bovendien wordt onze collectie speciaal afgestemd op jouw vaardigheden.

[Meer leren](#)

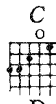
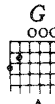
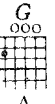
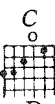
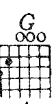
DOMINO

Words and Music by VAN MORRISON

Moderately

Piano introduction for the first system, marked *m.f.* (mezzo-forte). The music is in 4/4 time and A major. The right hand plays chords and the left hand plays a rhythmic bass line.

Guitar
(Capo up
2 frets)

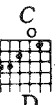
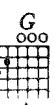
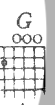
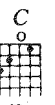
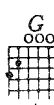


Guitar introduction for the second system, showing the first four measures with the A and D chord diagrams indicated above.

Don't want_ to dis- cuss_ it,
There's no_ need for arg - u - ment,

I think it's time for a change_—
there's no arg - u - ment at all_—

Piano introduction for the third system, marked *m.f.* (mezzo-forte). The music continues with the same chordal and bass line structure as the first system.

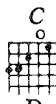
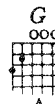
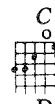
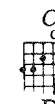
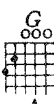


Guitar introduction for the fourth system, showing the next four measures with the A and D chord diagrams indicated above.

You may_ get dis- gust - ed
And if you nev-er hear from him,

and think_ I'm strange_—
that just means he did-n't

Piano introduction for the fifth system, continuing the piano accompaniment with the same rhythmic and harmonic patterns.



Guitar introduction for the sixth system, showing the final four measures with the A and D chord diagrams indicated above.

call.

in that case I'll go_ un- der - ground_—
Or vice- a ver - sa,

Piano introduction for the seventh system, concluding the piano accompaniment with the same rhythmic and harmonic patterns.